

PROUDLY MADE IN USA

# RMSpa-boutique

## JUMBO LINE X-TRA SERIES HYDROTHERAPY TUBS FOR UPSCALE SPAS, HOTELS, RESORTS, AND LUXURY RESIDENCES



### BEST WELL-BEING GADGET IN THE WORLD WITH UNIQUE VOICE ASSISTANCE SYSTEM 4 LANGUAGES OF YOUR CHOICE

#### ALLOW US TO PAMPER YOU...

RMS products are specially designed to create immediate satisfaction and long lasting memories every time you use them. Style and beauty. Function and elegance. We will spoil you with a wealth of unexpected pleasure from our tubs.

RMS offers a complete line of exclusive spa equipment. RMS Intelli-tubs are the most sophisticated well-being gadgets for any 7-star hotel spa, VIP room, or luxury residence.

RMS tubs are superior by design and function to any other spa tubs in the world. Everything within the finely crafted and spacious RMS tubs is designed to function easily, providing you with everything you need.

Get exceptional value on a premium tub. Beneath our exquisitely crafted exterior lies an abundance of leading-edge technologies.

Ignite your passion for extraordinary spa experiences—extraordinary hydro massage belongs in an extraordinary environment. An RMS tub is a complete transformation of your spa-resort or home spa into a dream world of exclusive luxury and pleasure.

*Expect the extraordinary from the world leader in luxury VIP tubs.*

#### CERTIFICATIONS

As a leading manufacturer of professional hydrotherapy tubs and showers for the commercial and residential high luxury markets, RMS, Co. constantly strives to improve its products' quality and launch new products to meet customers' needs.

Top of the line RMS, Co. products, including our absolutely exclusive hydrotherapy tubs, bear CSA International marks for both the U.S. and Canada. RMS, Co. products have been successfully tested for CE and CE medical standards.



# CARIBBEAN PARADISE LIMITED EDITION TUB LIKE YOU'VE NEVER SEEN BEFORE DESIGNED FOR AN EXTRAORDINARY SPA EXPERIENCE THIS PRODUCT HAS NO COMPETITION



## What's New and Noteworthy?

Discover The All New Caribbean Paradise—the most advanced tub ever. Special details include custom decals and trim around each chrome-plated brass hardware part. The luxury and countless possibilities of this tub provide a new and innovative shift—a renewed focus on extended bathing. This tub is equipped with fully automatic fill and drain systems. Fill your tub with water or drain it with just a touch of a button! Advanced Voice Assistance System in the language of your choice\* makes tub operation easy and user-friendly.



## NEW UNIQUE FEATURES

You and your family will enjoy the luxury and comfort provided by the Caribbean Paradise LE entertainment center, featuring an integral splash protected TV system with splash-protected remote control mounted on an elegant TV arch, "The Swan". Marine grade DVD/CD player with wireless remote control and endless functions complete this advanced package. This tub is equipped with unique Automatic Fill, Automatic Drain, and overflow protection. The above features provide effective water sanitation before and after each use. You will never overflow your tub with RMS overflow protection. Water stops automatically when it reaches the pre-programmed level.

## SIZE DOES MATTER!

The oversized boat shape tub provides enormous interior space and makes it comfortable for everyone, including the very tall and plus size people. Absolutely perfect for professional sportsmen and for anyone who believes that size does matter!

### DIMS/CAPACITY:

100"(L) x 42.5"(W) x 67.75"(H)132gal.  
254cm(L) x 108cm(W) x 172cm(H)/501l

### TWO-STEP SAFETY LADDER:

Equipped with soft pebble type mat and 24 extra-bright LED.

## FOG/TROPICAL MIST SYSTEM

This tub is equipped with an absolutely exclusive innovative invigorating Fog / Tropical Mist System with an adjustable temperature feature. A warm, clean draw of moisture-rich air causes pores to expand and stimulates blood circulation.

This is an excellent preparation for all types of facial treatments that could be provided while the customer is in the tub.

Refresh your skin and feelings after facial treatments with cool, moisture-rich air that feels like a soft ocean breeze and cleans pores while moisturizing your skin.

Your skin and lungs will feel the difference right away!

\* Advance Voice Assistance System is available in 4 languages of your choice

Note: This is a general description of the C-280 T-REM CP-LE Caribbean Paradise Limited Edition tub. For more information visit: <http://relaxmedsyst.com/products/4/>

# EMERALD BAY LIMITED EDITION WORLD'S MOST LUXURIOUS HYDROTHERAPY TUB WITH SPECTACULAR LIGHT SHOW

THIS PRODUCT HAS NO COMPETITION



ENJOY SEVEN-STAR SPA EXPERIENCE IN UPSCALE SPA RESORTS OR IN THE PRIVACY OF YOUR HOME



This fully automated talking Intelli-tub does everything for you: fills, drains, cleans, massages, entertains, and a lot more.... Just press the button and enjoy! Elegant boat-shaped body and enormous amount of interior space create a comfortable environment for anybody, including very tall and plus size people.

Entertainment Arch with integrated 100W marine grade speakers (2pcs), 6 extra-bright mini-lights (3LEDs each), wired marine grade remote with display and clock, marine grade AM/FM radio, CD player;

-6 marine grade speakers (4 speakers 60W each built into tub's body, 2 speakers 100 W each integrated into the entertainment arch).

Advanced chromatherapy system includes 327 extra bright LEDs placed around tub body.

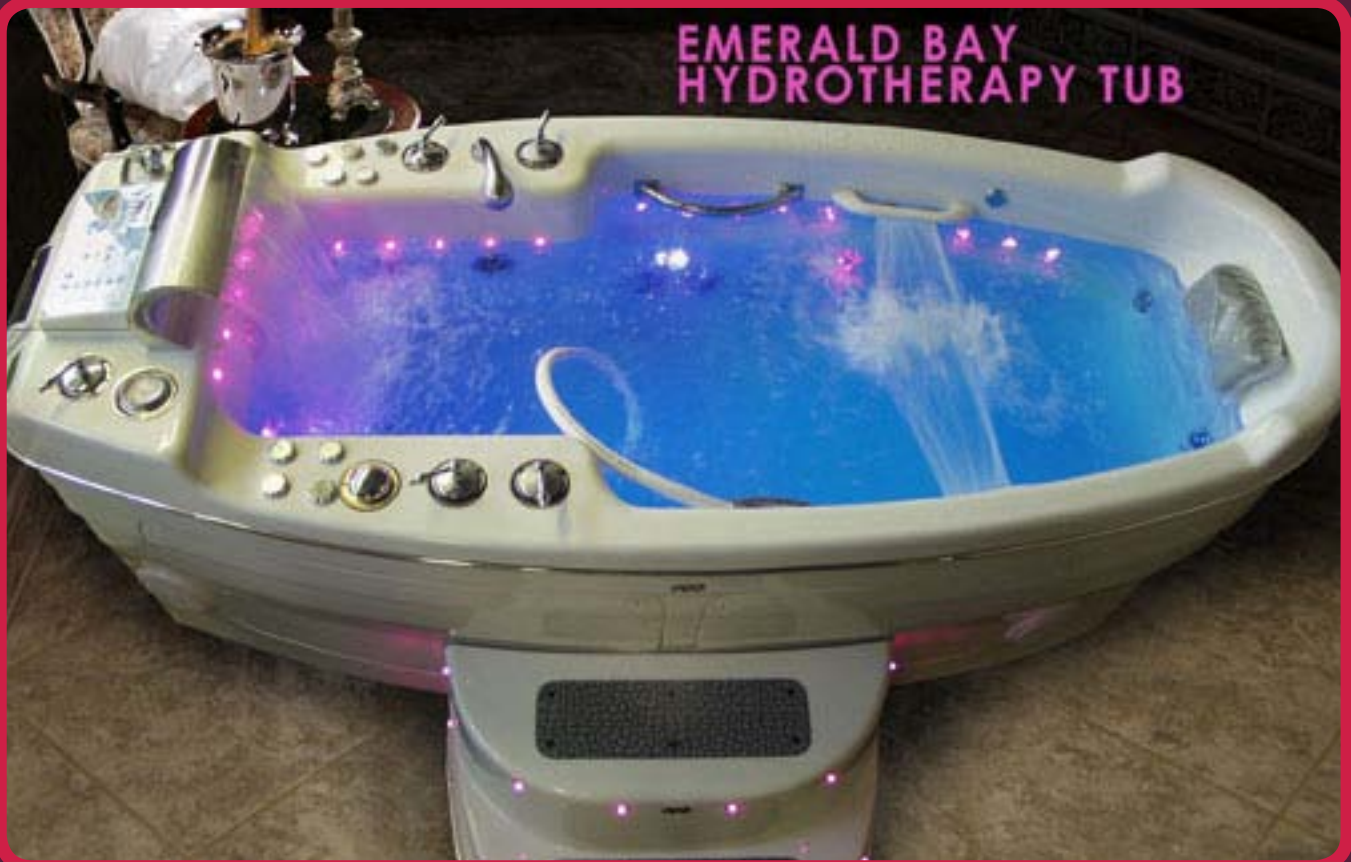
**Enjoy a luxurious treatment guaranteed to melt stress and restore energy!**



Integrated chromatherapy system includes 327 LEDs placed around tub body. Electronic control, 7 modes.

# EMERALD BAY HYDROTHERAPY TUB

## BATHING BEAUTY MAKES A DIFFERENCE TO THOSE WHO WANT TO RELAX IN STYLE



### The most comfortable, versatile, and technologically superior hydrotherapy tub

The C-280 T-REM Emerald Bay Hydrotherapy Tub offers a luxurious retreat from everyday stress. Its design philosophy combines beauty, craft, and functionality. An elegant boat-shaped body and enormous amount of interior space create a comfortable environment for anybody, including very tall and plus size people. Emerald Bay features a 3HP extra quiet motor, creating a dramatic increase in both massage intensity and comfort level. It also generates extra powerful air massage with heated air and stepless intensity adjustment. The perfect compliment to its royal size is the marine grade stereo sound system with lighted remote control. Emerald Bay delivers a spa experience like no other. This tub is oversized: a full 100" (254cm) long and 42" (109cm) wide for a perfect fit. The interior tub design virtually eliminates body weight, striking the perfect balance between straight line comfort and best functionality. Dramatic waterfalls, colored LED lighting, hydro therapy, aromatherapy, Fog / Tropical Mist, and other features are included in this luxury tub.

### Entertainment options built into Emerald Bay tubs present exciting possibilities for spa owners



INTEGRATED AROMATHERAPY SYSTEM



CHROMEPLATED MAIN WATERFALL (15" / 40cm)



ADVANCED USER-FRIENDLY CONTROL PANEL



INTEGRATED FOG / TROPICAL MIST SYSTEM



UNDERWATER LIGHTS / CHROMATHERAPY

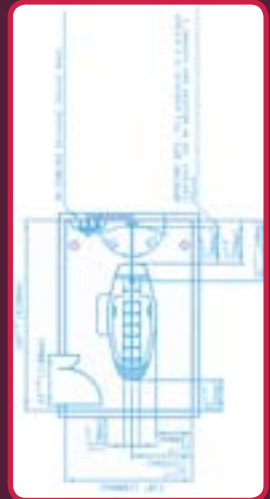
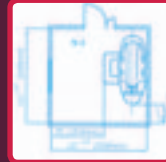
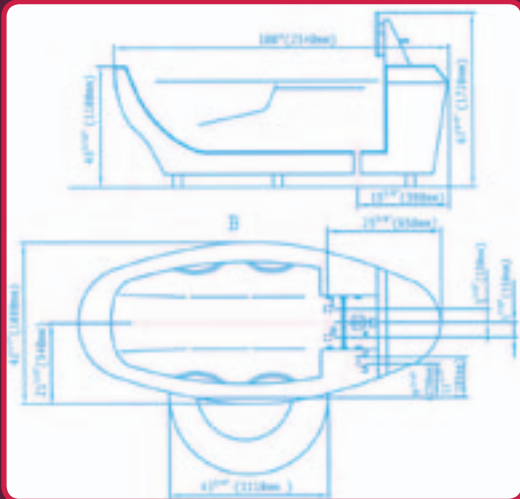


UNDERWATER MASSAGE HOSE (OPTIONAL)

# JUMBO LINE X-TRA

## EXCELLENCE IN DESIGN AND MANUFACTURING, COMBINED WITH FORWARD-THINKING TECHNOLOGY

**WE CAN HELP YOU THROUGH THE DESIGN & INSTALLATION PROCESS  
COMPLETE TECHNICAL SPECS FOR ARCHITECTS AND BUILDERS**



### INSTALLATION REQUIREMENTS:

1. Cold water connection: 3/4" male, threaded 5/8" (40mm) above the tiled floor.
2. Hot water connection: 3/4" male, threaded 5/8" (40mm) above the tiled floor.
3. Electrical floor connection: 240V/60Hz (L1/L2/SL), 15 Amps max. OR 240V/50Hz (L1/N/SL), 15 Amps max.

Cable: #10AWG (5.3mm<sup>2</sup>) 3-wire dry and water resistant cable copper stranded wires, 700mm.

All-pole circuit breaker within the room. Protection switch, nominal fault current max 30mA (outside of North America, a GFCI may be referred to as an Earth Leakage Circuit Breaker. The ELCB should have a maximum operating trip current of 30 milliamps.)

4. Main drain with odor trap: diam 70 / 100mm and additional side inlet 50mm, used as an auxiliary room drain simultaneously with main drain.
5. Standard TV cable for TV connection, 2000mm.
6. Minimum door width for installation: 1100mm.
7. Tub weight: app. 770lbs/350kgs.

NOTE: A back-flow protection device approved and listed by your local authorities must be installed in line in accordance with local codes.

### ADD THESE UNIQUE OPTIONS TO RMS INTELLI-TUBS TO GET THE MOST ADVANCED SPA SYSTEM AND WELL-BEING GADGET

Different high quality functions on your hydrotherapy tub are essential for your spa menu. Some accessories may add a significant quantity of treatments to the spa menu, expanding your client retention. RMS tubs are designed to be used with a special professional system Hydrotop that provides unique opportunities for any spa. Within less than one minute, any therapist can easily install a 2 or 3-segment Hydrotop on a tub, converting it into a highly advanced, self-draining wet table with a specially molded head support, mattress pad, and a comfortable face opening for back massage or other types of treatments requiring the client to lie on their belly. This is a really unique opportunity to double or triple the potency of this tub. Any type of facial, envelopment, peeling, or other treatment can be added to your spa menu when you use Hydrotop as a part of a tub package. A small amount of hot water keeps Hydrotop permanently warm during treatment, providing your customer with a comfortable environment. All the by-products of treatments automatically drain directly into the tub's main drain. Automatic tub sanitation will save you time. All you need to do is press the DRAIN button.

In addition to the Hydrotop system, you can add affusion / Vichy Showers to the set of equipment that comes with the tub. RMS offers the choice of two of the most advanced affusion / Vichy showers, designed to fit over the tub: VO-7-OT Exclusive and VO-7-OT Standard.



- ✓ THE BEST AND MOST EFFECTIVE ANTI-AGING BODY TREATMENTS
- ✓ FAST AND VISIBLE RESULTS
- ✓ LONG LASTING SENSORY EXPERIENCE

NOTE: This is a general description of Jumbo Line X-TRA line. Functions may vary in different models of Jumbo Line X-tra hydro massage tubs.

**SPECIFICATIONS / TECHNICAL DATA:**



**AUTOMATIC FILL/ AUTOMATIC DRAIN / OVERFLOW PROTECTION SYSTEMS** Automatic Fill and Automatic Drain are factory pre-programmed with an ozone sanitation system. They provide effective water sanitation before and after each treatment. Just press the button and enjoy clean, crystal clear water in each treatment! Integrated overflow double-check protection system stops the water automatically when it reaches pre-programmed level.

**DIMS/CAPACITY:**  
 100"(L) x 42 1/2"(W) x 68"(H)  
 254cm(L) x 108cm(W) x 172cm(H)  
 Capacity: app. 132 gal/501L  
**DIMS CRATED:**  
 107 1/2"(L) x 49"(W) x 79"(H)  
 270cm(L) x 124cm(W) x 200cm(H)  
 Safety Ladder DSTL-24 (ships in separate box):  
 42"(L) x 29"(W) x 26"(H)  
 107cm(L) x 74cm(W) x 66cm(H)

**UNDERWATER / VENTURI/HYDRO MASSAGE:**

- 3 HP, 240V/60Hz, or 240V/50Hz with dry run protection.
- 25 strategically placed Hydro-Air jets (Venturi jets).

**THERAPY MODES:**

- 4 pre-programmed modes.
- 1 self-programmed mode.

**FULL SIZE MOLDED FAIRING/LOW SKIRT** Special skirt design features new elegant fairing with chrome molding. Fairing is wrapped around the tub to cover the clearance between the bottom of the tub and floor to cover plumbing.

**MARINE GRADE ENTERTAINMENT CENTER** Splash-protected TV system with splash-protected remote control mounted on elegant TV arch, "The Swan". Marine grade DVD/CD player, AM/FM radio, speakers, & remote controls complete this package.

**ADVANCED CHROMATHERAPY SYSTEM** The advanced chromatherapy system includes up to 327 LEDs located around tub body and safety ladder.

**STANDARD ACCESSORIES:**

- Head support /pillow. Cushioned, removable.
- Clear acrylic tub shortener/foot support. Makes tub comfortable for everyone, including petite and plus size customers.
- Chrome-plated grab bars.
- Hand shower with individual valve for rinsing and cleaning, mixed water.
- Panic button (safety feature). Immediately "freezes" all tub operations accompanied by sound signal.

**VOICE ASSISTANCE SYSTEM** RMS tubs are getting smarter. Now your tub can talk! Jumbo Line X-tra tubs are equipped with a voice assistance system. Just press the button and listen. Available in 4 languages upon user's choice.



**BODY** Designer's series high-gloss boat-shape body with 6 access doors (recessed design). Recessed notched design for cervical area jets. Recessed design of air bubble massage system. Chrome-plated moldings and accessories. Special skirt features elegant fairing.

**AIR BUBBLE MASSAGE:**

- 2HP 240 V/60Hz or 240V/50Hz heated air.
- 43 air jets / 215 air channels strategically placed to target main areas of the body.



**REMOTE WIRELESS TUB OPERATION** Now you can easily control up to 10 RMS hydrotherapy tubs installed in the same facility through one PC computer. Simple, easy and user-friendly interface allows you control treatments in each individual tub and save big \$\$\$ on personnel and time.



**FOG / TROPICAL MIST SYSTEM** Innovative invigorating Fog System with adjustable temperature feature; an excellent preparation for all kinds of facial treatments. A warm clean draw of moisture rich air causes pores to expand and stimulates blood circulation. Choose cool moisture rich air that feels like a soft ocean breeze and cleans pores while moisturizing your skin.

**CONTROL PANEL** User-friendly advanced electronic control panel with 2 large easy-to-read displays, large buttons, and perimeter lighting. Equipped with dual temperature settings (C/F) upon customer's request.

**3 WATERFALLS**

- Fill spout—special design of solid brass chrome-plated 15" waterfall with individual valve.
- Side rail Crystallfalls, electronic control, with individual valves

**INTEGRATED AROMATHERAPY SYSTEM** A deck-mounted well houses a removable cartridge with the user's fragrance of choice. When the thermo-air massage is activated, the warm air delivers the scent into the water.

**SAFETY LADDER DSTL-12 / DSTL-24** Two-step safety ladder. Equipped with soft, pebble type pad and 12 or 24 extra-bright mini lights (depending on model).

**OPTIONAL ACCESSORIES:**

**HYDROTOP.** Within less than one minute, any therapist can easily install the 3-segment Hydrotop on a tub, converting it into a self-draining wet table with a specially molded head support, mattress pad, and a comfortable face opening.

**Underwater Massage Hose / Water Jet** with Unique Quick Release System and Swivel base. Equipped with individual shut valve, pressure/temperature gauge, and adjustable spray nozzle with holder.

**SELF-DIAGNOSTIC SYSTEM** The system guarantees mistake-free problem detection, in the unlikely event of any problems. This Self-Diagnostic System protects your investment and makes your business more profitable and efficient.



# WORLD'S MOST STYLISH INTELLI- TUBS

◆ GENEROUS AMOUNT OF INTERIOR SPACE ◆

◆ UNIQUE DESIGN ◆ UNLIMITED FUNCTIONS ◆

## JUMBO LINE X-TRA HYDROTHERAPY TUBS



**C-280 T-REM CP-LE Caribbean Paradise Limited Edition**  
[www.relaxmedsyst.com/products/4/](http://www.relaxmedsyst.com/products/4/)



**C-280 T-REM MA-CP Caribbean Paradise**  
[www.relaxmedsyst.com/products/2/](http://www.relaxmedsyst.com/products/2/)



**C-280 T-REM EB-LE Emerald Bay Limited Edition**  
[www.relaxmedsyst.com/products/1/](http://www.relaxmedsyst.com/products/1/)



**C-280 T-REM MA-EB Emerald Bay**  
[www.relaxmedsyst.com/products/3/](http://www.relaxmedsyst.com/products/3/)

## JUMBO LINE PLATINUM HYDROTHERAPY TUBS. VERSATILE AND AFFORDABLE



**C-280 T-REM MA-08 Blue Wave**  
[www.relaxmedsyst.com/products/5/](http://www.relaxmedsyst.com/products/5/)



**C-280 T-REM ME-08**  
[www.relaxmedsyst.com/products/6/](http://www.relaxmedsyst.com/products/6/)



**C-280 T-REM MB-08**  
[www.relaxmedsyst.com/products/7/](http://www.relaxmedsyst.com/products/7/)



**C-280 T-REM MC-08**  
[www.relaxmedsyst.com/products/8/](http://www.relaxmedsyst.com/products/8/)

## JUMBO LINE HYDROTHERAPY TUBS



**C-280 T Crystal Cove Limited Edition**  
[www.relaxmedsyst.com/products/9/](http://www.relaxmedsyst.com/products/9/)



**C-280 T Crystal Cove**  
[www.relaxmedsyst.com/products/10/](http://www.relaxmedsyst.com/products/10/)



**C-280 T MA-08 Sea Breeze**  
[www.relaxmedsyst.com/products/11/](http://www.relaxmedsyst.com/products/11/)



**C-280 T MB-08**  
[www.relaxmedsyst.com/products/12/](http://www.relaxmedsyst.com/products/12/)  
**C-280 T MC-08**  
[www.relaxmedsyst.com/products/13/](http://www.relaxmedsyst.com/products/13/)

### BELMONT SHORE DELUXE HYDROTHERAPY TUBS



**A-170 MA-05, A-170 MB-05, A-170 MC-05 models**  
[www.relaxmedsyst.com/products/15/](http://www.relaxmedsyst.com/products/15/)

### ECONOMY DELUXE HYDROTHERAPY TUBS



**TR-190 MA-05/MB-05/MC-05 models**  
[www.relaxmedsyst.com/products/18/](http://www.relaxmedsyst.com/products/18/)

### UNDERWATER MASSAGE TUBS



**TR-320 MA-JLP, TR-320 MB-JL, TR-320 MC models**  
[www.relaxmedsyst.com/catproducts/7/](http://www.relaxmedsyst.com/catproducts/7/)

### SOAKING TUBS / BALNEOLOGY



**L-105 VIP-Jumbo, L-105 Jumbo Deluxe, L-105 A/B/C/D models**  
[www.rmsrms.com/pages/soaking-tubs.html](http://www.rmsrms.com/pages/soaking-tubs.html)

# WORLD CLASS SPA EQUIPMENT

## CREATE THE EXPERIENCE OF AUTHENTIC LUXURY

### AFFUSION / VICHY / RAIN SHOWERS



**VO-7-OT line (2 models)**  
Designed for use over RMS hydrotherapy tubs.



**VO-7-SW line (2 models)**  
Equipped with the unique pivot base design.



**VO-6 Economy Line (2 models)**  
Elegant design, polished chrome finish.



**VN-5 Economy Line (2 models)**

See detailed information about Affusion / Vichy / Rain Showers at: [www.relaxmedsyst.com/products/26/](http://www.relaxmedsyst.com/products/26/), [www.relaxmedsyst.com/products/27/](http://www.relaxmedsyst.com/products/27/), [www.relaxmedsyst.com/products/25/](http://www.relaxmedsyst.com/products/25/)

#### TROPICAL FANTASY / RAIN FOREST EXTRA SHOWER SYSTEM



[www.relaxmedsyst.com/products/40/](http://www.relaxmedsyst.com/products/40/)

#### AMBASSADOR DELUXE CLASSICAL CIRCULAR SWISS SHOWER



[www.relaxmedsyst.com/products/29/](http://www.relaxmedsyst.com/products/29/)

#### CS-1 MOUNTAIN WATERFALL CASCADE SHOWER



[www.relaxmedsyst.com/products/32/](http://www.relaxmedsyst.com/products/32/)

#### WALL MOUNTED SHOWER PANELS PES



[www.relaxmedsyst.com/products/35/](http://www.relaxmedsyst.com/products/35/)

Photos courtesy of the City Spa

#### EXTREMITY WHIRLPOOLS



[www.relaxmedsyst.com/catproducts/8/](http://www.relaxmedsyst.com/catproducts/8/)

#### LOW STOOL / SITZ BATH



Low Stool



Sitz Bath

[www.relaxmedsyst.com/catproducts/18/](http://www.relaxmedsyst.com/catproducts/18/)

#### SHOWER TRIBUNE / CHARCOT SHOWER/ JET SHOWER



[www.relaxmedsyst.com/products/45/](http://www.relaxmedsyst.com/products/45/)



[www.relaxmedsyst.com/products/46/](http://www.relaxmedsyst.com/products/46/)

Photos Courtesy of the City Spa

All RMS equipment is proudly made in USA.

YOUR LOCAL DISTRIBUTOR:

Printed in the USA.  
Designed by RMS Graphic Art Group.  
Copyright 2010 RMS USA.  
\*RMS is not responsible for errors and omissions.



**RMS, Co.**  
3294 East Willow Street  
Signal Hill, CA 90755 USA

Phone: (800) 405-7677  
Fax: (562) 427-5285  
E-mail: [info@relaxmedsyst.com](mailto:info@relaxmedsyst.com)  
[mail@relaxmedsyst.com](mailto:mail@relaxmedsyst.com)  
WEB: [www.relaxmedsyst.com](http://www.relaxmedsyst.com)